

# CFNC Summer Counselor Forum

Welcome

Wellness for Educators

Student Panel: Why College?



**NC** COUNTDOWN  
TO COLLEGE

# CFNC Summer Counselor Forum

## Financial Aid & FAFSA

- FAFSA Tools & Financial Aid Updates
- Hot Topics

Lunch



**NC** COUNTDOWN  
TO COLLEGE

Western  
Carolina  
UNIVERSITY

# Financial Aid and COVID-19: Moving Forward

# FEDERAL IMPLICATIONS

# VERIFICATION

- May 18, 2022- GEN-22-06- Changes to 2022-2023 Verification Requirements
  - Requirements focus more on identity and fraud and waiving remaining requirements
  - Does not exempt institutions from requirements to resolve conflicting information
    - Ex. We have not completed verification, but we have a document that shows conflicting information, we will still process that verification like “normal”

# VERIFICATION

- Still must review any subsequent transactions
- Department of Education will continue to monitor and review the federal verification process to consider what adjustments may need to be made to the verification long-term to ensure that it is equitable. No announcements for 2023-2024 at this time.

# PROFESSIONAL JUDGEMENT (PJ)

- PJ is the authority of a school's financial aid administrator to adjust, on a case-by-case basis and with adequate documentation, elements on the FAFSA.
- If a student's financial circumstances have changed, due to the pandemic or any other type of loss, the financial aid office will examine the documentation and make changes if necessary. We call this a Special Circumstance (SCs).
- Types of Special Circumstances
  - Loss or decrease in income
  - Loss of untaxed benefit
  - Extraordinary medical expenses paid
  - Loss of income due to separation/divorce or death of a parent
  - One-Time Income (IRA distribution, lump-sum payment, etc.)



# LOAN REPAYMENT

- Students have a 6-month grace period after graduation before repayments begins
- Students enter a repayment plan with their loan servicer after graduation
- COVID-19 Emergency Relief
  - Repayment to begin August 31, 2022
  - Suspension of loan payments
  - 0% interest rate
  - Stopped collections on defaulted loans

# LOAN REPAYMENT

- Repayment set to resume on August 31, 2022
- New borrowers still required to complete all loan requirements
  - Entrance Counseling
  - Master Promissory Note

# NORTH CAROLINA CHANGES

# DECLINE IN FAFSA COMPLETION

- 57% in 2021
- 58% in 2020
- 60% in 2019
- myFutureNC commissions have a goal of 80% by 2030
- Data from myFutureNC.org
- WCU is happy to assist with any FAFSA completion events you host for your students to help reach this goal.

# WAIVER OF ADMISSIONS APPLICATION FEES

- In addition to free application week, many schools have continued to waive application fees after the decline in completed admissions applications
- Take advantage of the waivers to apply to many different schools to keep options open

# GENERAL UPDATES

# THINGS TO KNOW

- For your high school seniors: 2023-2024 FAFSA will open on October 1, 2022.
  - Selective Service registration is not required for federal aid, but still required for NC state aid
- Assistance is available for FAFSA completion. Students can seek help from their high school or the college/university.
- Students need to know that submitting FAFSA is a yearly process
  - apply early
  - students need to check their student portal/email to make sure everything is complete after they've submitted their FAFSA



WCU  
FINANCIAL  
AID

(828) 227-7290  
[finaid@wcu.edu](mailto:finaid@wcu.edu)



# CFNC Summer Counselor Forum

Residency Determination Service

RDS Overview

Resources & Q&A

<https://cfnc-org.zoom.us/j/85253298315?pwd=S0hURUQ4VkZmcVhoTzNTKytoU1Avdz09>



**NC** COUNTDOWN  
TO COLLEGE

# Residency Determination Service



# What is Residency Determination?

The state of North Carolina partially subsidizes the cost of North Carolina public college and university tuition for all students whose domicile, or permanent legal residence, is in North Carolina. Residency determination establishes if students should have in-state or out-of-state tuition. Because North Carolina residency status is governed solely by North Carolina statute, lack of eligibility for in-state status in another state does not guarantee in-state status in North Carolina. The residency statute mandates only those who can demonstrate a minimum of twelve months of uninterrupted domicile (legal residence) in North Carolina are eligible for in-state tuition. The statute also places the burden of proof on the student to establish, by a preponderance of evidence, that they are a bona fide domiciliary rather than mere residents of North Carolina.

The Residency Determination Service (RDS) was established in coordination with the University of North Carolina (UNC), the North Carolina Community College System (NCCCS), the North Carolina State Education Assistance Authority (NCSEAA), and the North Carolina Independent Colleges and Universities (NCICU) as the centralized service for determining residency for students. This service enables a student to use one residency determination for admissions applications to multiple North Carolina public colleges and universities and to demonstrate residency for state aid programs consideration at all (public and private) North Carolina colleges and universities.

# What to Know About RDS



## Tuition Benefits

Find out if you qualify for North Carolina in-state tuition benefits!



## State Residency Laws and Policies

Find information on the State Residency Laws and Policies



## Residency Guidelines

Step-by-step process for navigating Residency Determination Service



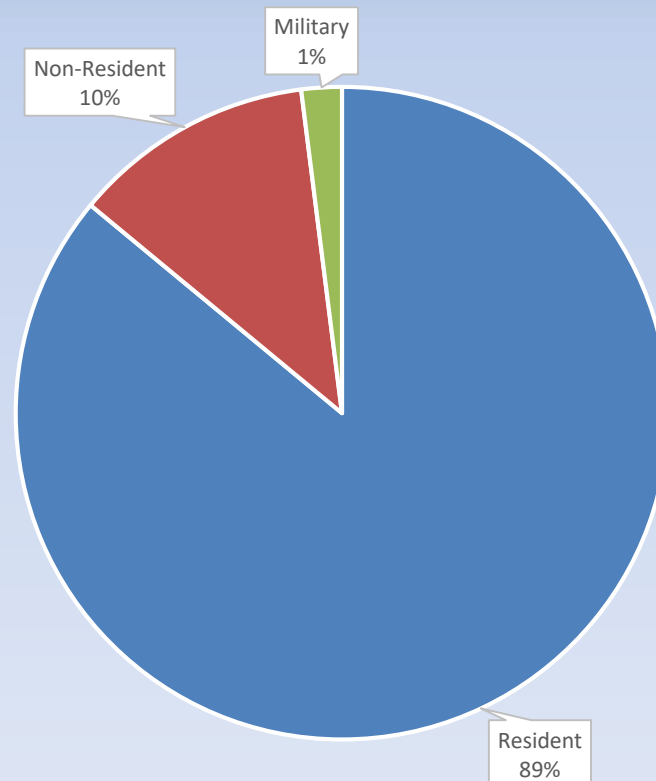
## RDS Contacts

Want to talk to an actual person? Find your contact here!



## Numbers since 2016

- ✓ As of May 31, 2022 – 1,636,439 students have gone through the RDS determination process
- ✓ RDS has made 1,597,999 determinations



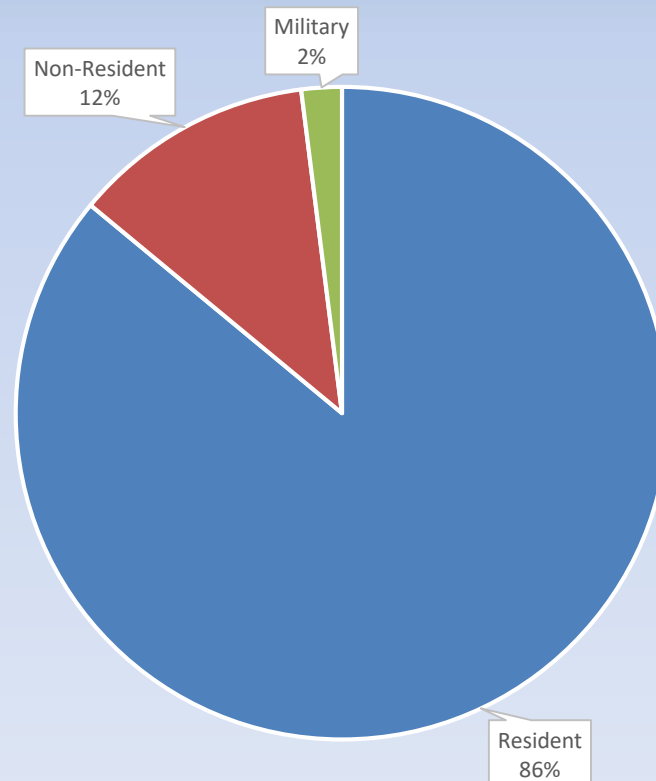


## Numbers since 1/2020

✓ Since January 1, 2022

104,526 students have through process

103,905 determinations





## Current Status

- ✓ All undergraduate, graduate and professional programs are using RDS
- ✓ Approximately 17% of students request a Reconsideration
- ✓ 4% request an Appeal



## Initial Consideration

- ✓ Average age of applicant is 25.5
- ✓ Approximately 12% of students are required to provide documentation during the Initial Consideration
  - ✓ Active Duty Military Benefit
  - ✓ Immigration Documentation
  - ✓ Specific types of Social Service Documentation



# System Changes





## System Changes

- ✓ After the RDS system went live in 2016, there were several redesigns and enhancements made in the online student process. These were done as a result of ongoing evaluation and feedback from students, counselors and colleges/universities.
- ✓ Most of these changes occurred in 2017 & 2018



## System Changes

- ✓ One enhancement that has been added behind the scenes has to do with continuous enrollment checks.

If a student enrolls in a college or university in NC, the enrollment will, in most cases, be confirmed electronically and will extend the expiration date of the RDS determination. Most students should be covered as of Fall 2020.



## System Changes

- ✓ More online self-help for students logging in.
- Students have a CFNC profile created years ago that they have forgotten. If they then attempt to start RDS using the new login, they get an error message.
- Self help was added to allow students to retrieve the original username, then reset the password.
- Students receive a text or email with the original username.

This enhancement significantly reduced calls to the RDS Call Center from students unable to log in.

# The RDS Online Interview



## Student Experience





## Why complete an Initial Consideration

- ✓ Initial consideration is the primary step student takes to request residency
- ✓ Students complete an online interview with skip logic
- ✓ Student receives a Residency Certification Number (RCN) to supply to any NC college and university to which they apply
- ✓ Initial consideration classification is downloaded by college campuses and to state grants system



## Initial Classification -- Outcome

| <b>Information Needed to Complete FAFSA and Residency Determination Service (RDS)</b> |              |  |                        |
|---|--------------|--|------------------------|
| <b>INFORMATION NEEDED</b>   | <b>FAFSA</b> |  | <b>Residency (RDS)</b> |
| Student's Personal Identifying information (SSN, ARN, USCIS, or ITIN)                 | YES          |  | YES                    |
| Parent's Personal Identifying information (SSN, ARN, USCIS, or ITIN)                  | YES          |  | YES                    |
| Student and/or Parent's Federal Tax information                                       | YES          |  | Potentially            |
| Student and/or Parent's State Tax Information   | NO           |  | YES                    |
| Permanent Residence Information   | YES          |  | YES                    |
| Vehicle or Driver License Information   | YES          |  | YES                    |
| Military Information (if applicable)  | YES          |  | YES                    |
| US Citizenship and Immigration Services (USCIS) Documentation (if applicable)         | NO           |  | YES                    |
|   |              |  |                        |
| Where Do I Go To Complete the Process   | Fafsa.gov    |  | ncresidency.org        |
| What Information Should I Save  | *FSA ID      |  | **RCN                  |
| Is Residency Information Needed   | YES          |  | YES                    |



## Initial Classification -- Outcome

Your Residency Certification Number (RCN) is **1100181897** ?

① Your Determination is [Understanding your Residency Status](#)

Residency Status: **North Carolina Resident**      Tuition Status: **In State**      Valid Until: **December 4, 2019**

You will be emailed if your residency status changes due to validation. You may continue to submit your admission application(s) or register for classes.

[VIEW REQUEST SUMMARY](#)      [NEXT STEPS →](#)


- ✓ At submission, RDS provides student immediate residency classification and Residency Certification Number (RCN)
- ✓ Student provides the RCN to the college(s) as requested
- ✓ Student may log back in at any point to upload documentation, review their information, and request an appeal or reconsideration



# RDS Online Interview – Student Experience



## Status Page – Documents Due



[REQUEST STATUS](#) [REQUEST HISTORY](#) [EDIT PROFILE](#) [PREFERENCES](#) [LOGOUT](#)

Your Residency Certification Number (RCN) is **0000003429**  
(Click to know more about RCN)

**CURRENT REQUEST** (EXPIRES ON FEBRUARY 24, 2020 - [CLICK TO KNOW MORE](#))

HAVE WE RECEIVED YOUR DOCUMENTS ?

**NO**

(Click to know more)

**IN ORDER TO KEEP YOUR IN-STATE STATUS, YOU MUST SUBMIT THE FOLLOWING DOCUMENTS BY DECEMBER 21, 2018.**

- Copy of Front of Green Card
- Copy of Back of Green Card

Click to Fax or Mail documents Click to upload documents

ARE YOU A NORTH CAROLINA RESIDENT ?

**YES**

(Click to know more)

ARE YOU ELIGIBLE FOR IN-STATE TUITION ?

**YES**

(Click to know more)

HAS MY INFORMATION BEEN VALIDATED ?

**NO**


(Click to know more)

[VIEW CFNC APPLICATION\(S\)](#) [VIEW REQUEST SUMMARY](#) [RECONSIDERATION / APPEAL](#)

# RDS Online Interview – Student Experience



## Status Page – Documents Complete



- REQUEST STATUS
- REQUEST HISTORY
- EDIT PROFILE
- PREFERENCES
- LOGOUT

Your Residency Certification Number (RCN) is **0000003351**  
(Click to know more about RCN)

**CURRENT REQUEST** (EXPIRES ON JANUARY 16, 2020 - CLICK TO KNOW MORE)

|  |  |  |  |
|--|--|--|--|
| HAVE WE RECEIVED YOUR DOCUMENTS ?<br><b>YES</b><br><small>(Click to know more)</small> | ARE YOU A NORTH CAROLINA RESIDENT ?<br><b>YES</b><br><small>(Click to know more)</small> | ARE YOU ELIGIBLE FOR IN-STATE TUITION ?<br><b>YES</b><br><small>(Click to know more)</small> | HAS MY INFORMATION BEEN VALIDATED ?<br><b>YES</b><br><small>(Click to know more)</small> |
|--|--|--|--|

[VIEW CFNC APPLICATION\(S\)](#) [VIEW REQUEST SUMMARY](#) [RECONSIDERATION / APPEAL](#)



## Student Notifications

- ✓ Students will receive email and text reminders (students must opt-in to receive the texts)
- ✓ In-Progress Applications
  - Day 8, Day 15, Day 24
  - If student does not complete within 25 days, student can start over
  - If student does not complete appeal within 25 days, student must submit reconsideration first before another appeal
- ✓ Documentation Deadlines
  - Day 8, Day 15, Day 24
  - Student can log back in at any time to submit the documentation
  - Can be uploaded, faxed, or mailed



## Reconsideration Process

**RDS Reconsideration** is for students who:

- ✓ Need to correct certain errors in the data submitted during the RDS online interview
- ✓ Have had a change in personal circumstances since completing their current determination
- ✓ Did not submit the required documentation within the initial consideration timelines
- ✓ Are requested by campus to complete a new determination



## Why complete an RDS Appeal?

- ✓ Appeal provides a student access to the human side of the residency process, if the computerized RDS Online Interview yields a residency determination that a student believes is incorrect.
- ✓ RDS Appeal process is for students who have ability or need to provide additional information and documentation to their claim of residency.
- ✓ Students have 10 days to submit a notification to appeal; 25 days to complete the appeal.



## Why complete an SEAA Appeal?

- ✓ The SEAA Appeal Level 2 process is available to students who remain non-resident following an RDS Appeal.
- ✓ Students, and RDS, are unable to submit additional information or documentation to support the appeal.
- ✓ The SEAA Appeal reviews student appeals to ensure the process is conducted fairly and correctly, and the outcome is correct based on the information provided
- ✓ 40 students who completed RDS Appeal have requested an SEAA Appeal



## A Few Basic Concepts – Residency Law & Policy

- ✓ Must be domiciled in North Carolina at least 12 months
- ✓ Residency is based on the parent's domicile unless the student can prove otherwise
- ✓ Non-US citizens with certain visa and immigration statuses are eligible for in-state tuition and state financial aid; DACA and undocumented students are not eligible
- ✓ Students classified as McKinney-Vento are not automatically considered residents for tuition and state aid purposes



## *Prima Facie Assumption*

- ✓ Residency is based on the parent's domicile unless the student can prove they meet specific criteria
- ✓ *De facto* guardians cannot be considered – must be a *court appointed* legal guardian. No POA from parent.
- ✓ “5 Year Rule” is generally used if applicable (provision for student living with adult relative)
- ✓ Unique identifier is requested on parent for electronic validation – if parent chooses not to provide, or does not have, student can submit appeal.





## DACA and Undocumented Students

- ✓ DACA and undocumented students are, by law, not NC Residents for tuition purposes
- ✓ Select No to the first question in the interview “Do you claim residency”



## Citizen Student with Undocumented Parents

- ✓ Student citizens with undocumented parents ARE eligible for residency for tuition and state aid purposes
- ✓ Residency for dependent student is, by law, based on parent(s) information. If parent does not want to provide information student has opportunity to appeal:
  - Student is asked to provide proof of parent(s) NC residency, not citizenship status, if not provided in the RDS Online Interview (give us ITIN if possible)
  - If student or parent(s) cannot provide documentation, student remains non (NC) Resident and Out of State tuition



## Students With Unstable Address History

- ✓ Students who acknowledge unstable address history are flagged to assist RDS in working with the student, if needed.
- ✓ A student identified as McKinney-Vento does not automatically receive a resident status
- ✓ If student has an unstable address history, RDS alerts student determination is “Under Review”
- ✓ RDS reaches out to student by end of next business day
- ✓ Phone conversation helps student navigate RDS and assesses time in NC and residence history



## RDS, Clearinghouse, Continuous Enrollment

- ✓ Beginning for Fall term of 2019, RDS requests a file from the Clearinghouse in December and May of students that have an unexpired RDS determination and consented to RDS obtaining the information (consent added to interview in July 2019).
- ✓ In December 2020, 129,988 in state determinations were extended based on Fall 2020 enrollment.
- ✓ Next file will be requested in May for Spring 2021 enrollment.



## RDS, Clearinghouse, Continuous Enrollment

- ✓ Clearinghouse reports to RDS students enrolled in an NC college
- ✓ RDS extends expiration dates for enrolled students
- ✓ As long as students that completed RDS after July 2019 remain continuously enrolled in an NC college (no gap of 2 or more terms), RDS determination will not expire.

# Other Tips and Reminders







## Common Issues and Tips

- ✓ RDS uses the CFNC login platform. If a student has a CFNC account there is no need to create an RDS account.
- ✓ Do not have students complete RDS any earlier than the summer before their senior year in high school
- ✓ Students often enter incorrect identifying information in system such as name, date-of-birth, and SSN, for themselves or for parents
- ✓ Students skip too many questions in interview leaving nothing for RDS to consider or validate
- ✓ Students claim to be independent from their parents, but do not provide evidence of income



## FAFSA and RDS

| Topic  | Federal Aid<br> | State Aid and Tuition<br> |
|--|--|--|
| <b>Temporary Protected Status (TPS) Students</b> | Not eligible for aid   | May be eligible if category A-12 or C-19 on Employment Authorization Document (EAD)                          |
| <b>DACA and Undocumented Students</b>            | Not eligible for aid   | Not eligible for in-state tuition or state aid   |
| <b>Parent Unique Identifier</b>                  | Parent enter all zeros if no SSN   | Parent enter Individual Taxpayer Identification Number (ITIN) or other unique number (ARN, etc)              |
| <b>Dependents</b>                                | Requires Parent Information <i>including</i> income and assets                                     | Requires Parent Information but <u>NO</u> income or assets   |
| <b>Tracking Number</b>                           | Student receives FAFSA ID  | Student receives Residency Certification Number (RCN)  |





## Residency Certification Number

| Higher Education Sector | When Do I Provide RCN?  |
|-------------------------|---|
| Community Colleges      | <p>Required in order to submit admissions application.</p> <p>All students required to submit RCN – no matter their status.</p>   |
| UNC institutions        | <p>Varies – campuses require RCN to submit application while others require it as part of the enrollment process.</p> <p>Only students wishing to be considered for in-state tuition and state aid are required to submit RCN. All others are, by default, considered non-resident.</p> |



## Top issues which lead students to return to RDS

- ✓ Students forget login /password info
- ✓ Students enter incorrect identifying information in system such as name, date-of-birth, SSN, for themselves and/or for parents
- ✓ Students skip too many questions in interview – nothing for us to consider or validate
- ✓ Student enters incorrect information rather than coming back later to enter correct data
- ✓ Students claim to be independent from their parents, but do not provide evidence of income

# RDS Resources: Frequently Asked Questions

## Student FAQs



USING RDS



RDS POLICIES



RECONSIDERATION AND APPEALS



RESIDENCY ELIGIBILITY REQUIREMENTS



# Resources for Advisors and Counselors

Students and Parents



Advisors and Counselors



[RDS Basics for Advisors and Counselors](#)  Click the icon at the bottom of this page to download Adobe Acrobat Reader.

[RDS Overview for Counselors and CFNC Reps](#)  Click the icon at the bottom of this page to download Adobe Acrobat Reader.

[RDS Students Experiencing Homelessness](#)  Click the icon at the bottom of this page to download Adobe Acrobat Reader.

[CFNC Spanish Services Webinar Series: Residency Determination Service](#)  YouTube

# Be Sure to Have Students Read Carefully

## TIPS FOR COMPLETING YOUR RESIDENCY DETERMINATION

You are about to begin a new North Carolina residency determination request. Tips for completing your residency request include:

- The average interview takes 10-12 minutes to complete. [Click here](#) for information about data and documentation you may need to gather before starting the interview.
- **Do NOT use your browser Back and Forward navigation arrows.** Use only the buttons on the interview page. You will be able to review and make changes to the information you enter.
- You may exit your residency request and resume later. The information you enter will be saved after each section you complete. You have 25 days to complete your request. If you do not complete your request within 25 days, you will be required to begin a new request.
- RDS works best with the latest versions of Google Chrome, Internet Explorer and Firefox browsers. Use of other browsers may affect functionality.
- We are aware of difficulties with Samsung devices using the Firefox browser. We do not recommend completing the RDS interview using this combination.

I understand the helpful hints.

[CLICK HERE TO START REQUEST](#)



## Student Assistance

- RDS Web site – [www.ncresidency.org](http://www.ncresidency.org)
  - ✓ FAQs: What to Know
  - ✓ Resource one-pagers
  - ✓ RDS Guidebook
- Student Help Line: 844.319.3640
  - ✓ 3rd party release
  - ✓ Hours: 8 AM – 8 PM Monday – Thursday  
8 AM – 5 PM Friday
- Student Email: [rdsinfo@ncresidency.org](mailto:rdsinfo@ncresidency.org)

# Questions



# CFNC Summer Counselor Forum

Countdown to College Info

C2C Planning / Sharing



**NC** COUNTDOWN  
TO COLLEGE



# CFNC Summer Counselor Forum

## C2C Presentation

- What is C2C?
- CAW
- Registering your Site
- Virtual Student Sessions
- Education Professionals Week
- Weekly Activities
- Technology preparation
- C2C in Spanish
- GEAR UP



**NC** COUNTDOWN  
TO COLLEGE

# Countdown to College - All October Long!

- Background on CAW – NC was the first!
- Moving into C2C several years ago
- Goal of C2C
- Must start on [CFNC.org](https://www.cfnc.org)!



# College Application Week

- Save the date! October 17-21
- List of colleges waiving fees will be published on October 1<sup>st</sup>
  - QR Code will be on the flyer once published for updates
  - Hoping we have no updates, though!
- Updates at [CFNC.org/C2C](https://www.cfnc.org/C2C)



# Registering Your Site/School

- Why register?
  - “I Applied” stickers
  - Technology communication
  - You will receive C2C and CAW updates from us, including any updates to the fee waiver list
  - Timely emails from us between your registration and October, with updates, activities for students, etc.
  - Data! We use the registration information to make improvements each year.

# C2C Virtual Student Sessions

CFNC.org/C2C – 2022 Events Schedule:

Week 1: C2C Overview & Career Planning

Week 2: FAFSA & RDS

Week 3: College Application Week

Week 4: I Applied! Now What?

<https://www.cfnc.org/apply-to-college/nc-countdown-to-college/2022-events-schedule/>

Click on the week to register



**NC Countdown to College  
Fall Student Sessions**

OCTOBER

| Sun | Mon | Tue | Wed | Thu | Fri | Sat |
|-----|-----|-----|-----|-----|-----|-----|
|     |     |     |     |     |     | 1   |
| 2   | 3   | 4   | 5   | 6   | 7   | 8   |
| 9   | 10  | 11  | 12  | 13  | 14  | 15  |
| 16  | 17  | 18  | 19  | 20  | 21  | 22  |
| 23  | 24  | 25  | 26  | 27  | 28  | 29  |
| 30  | 31  |     |     |     |     |     |

NC Countdown to College will offer virtual sessions for students during the month of October. Each week we will have a different topic, and will have two offerings, one during the day and one in the evening. Each session will be just 45 minutes, with time being split by a presentation on the topic and then time for attendee Q&A. Bring your questions and we are looking forward to assisting you with this exciting process!

**WEEK 1**  
C2C OVERVIEW & CAREER PLANNING  
TUESDAY, OCTOBER 4 AT 12:00PM REGISTER  
THURSDAY, OCTOBER 6 AT 6:00PM REGISTER

**WEEK 2**  
FAFSA & RDS  
TUESDAY, OCTOBER 11 AT 4:00PM REGISTER  
THURSDAY, OCTOBER 13 AT 6:00PM REGISTER

**WEEK 3**  
COLLEGE APPLICATION WEEK: TIPS & QUESTIONS  
TUESDAY, OCTOBER 18 AT 12:00PM REGISTER  
THURSDAY, OCTOBER 20 AT 6:00PM REGISTER

**WEEK 4**  
I APPLIED. NOW WHAT?  
TUESDAY, OCTOBER 25 AT 4:00PM REGISTER  
THURSDAY, OCTOBER 27 AT 6:00PM REGISTER

# C2C Education Professionals Week

CFNC.org/C2C to register

**19**  
C2C OVERVIEW & PROTOCOLS  
🕒 9:00 – 10:30 a.m. MONDAY, SEPTEMBER 19 REGISTER

**20**  
FAFSA COMPLETION  
🕒 11:00 – 12:30 p.m. TUESDAY, SEPTEMBER 20 REGISTER

**21**  
RESIDENCY DETERMINATION SERVICES & SPANISH SERVICES  
🕒 12:00 – 1:30 p.m. WEDNESDAY, SEPTEMBER 21 REGISTER

**22**  
BEST PRACTICES FOR C2C & ACTIVITY EXAMPLES  
🕒 1:00 – 2:30 p.m. THURSDAY, SEPTEMBER 22 REGISTER

**23**  
COLLEGE ADMISSIONS AFTER COVID  
🕒 3:00 – 4:30 p.m. FRIDAY, SEPTEMBER 23 REGISTER

# C2C – Weekly Themes

We implemented weekly themes years ago when we built on an entire month of preparation, beyond just College Application Week.

Consider defining themes for each week of NC Countdown to College and scheduling activities related to those themes.

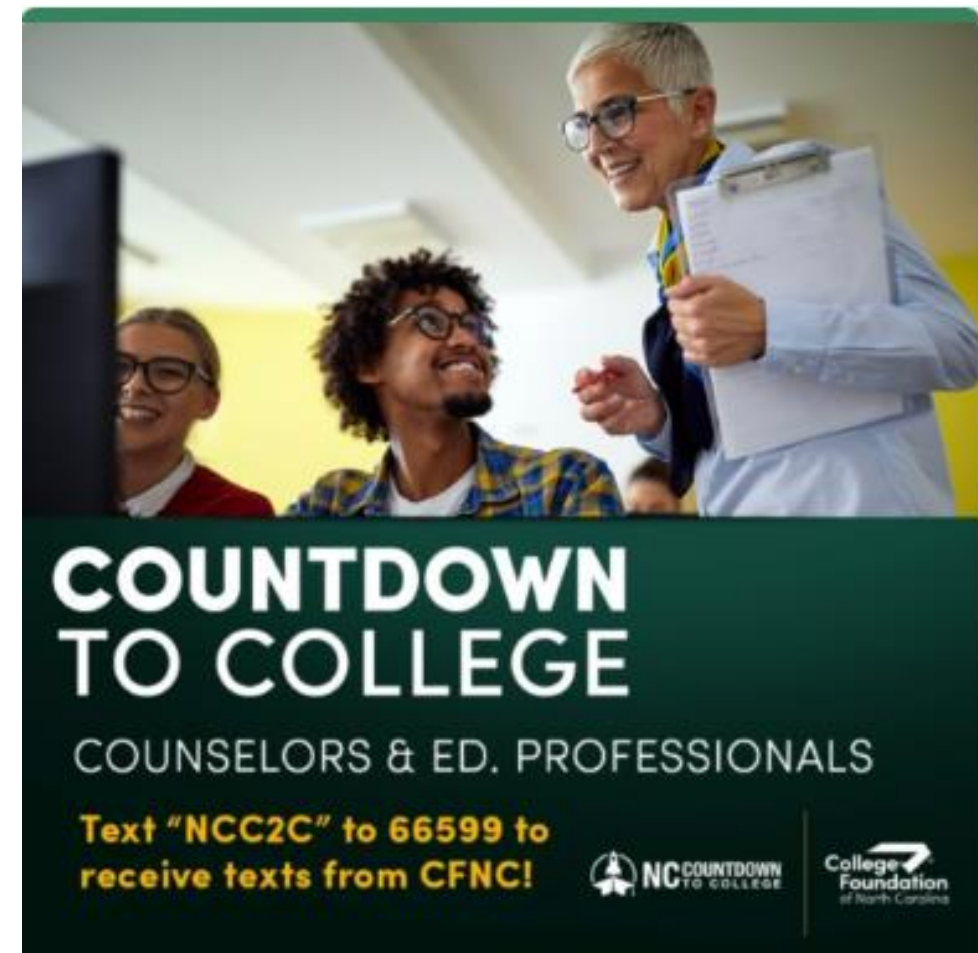
We break up each week as follows:

*Week 1: Imagine Your Future*

*Week 2: FAFSA and RDS Concentration*

*Week 3: College Application Week*

*Week 4: I Applied, Now What?*



# C2C – Weekly Activities

This year, we updated our activities! Each activity should take no more than 15 minutes, many are for grades 9-12, and all resources are linked/provided.

Here is a sampling!

Week 1:

Be Prepared

Career Assessments

Where are NC Schools?

Vision Board

Week 2:

Why the FASFA?

Scholarship Search

RDS



# C2C – Weekly Activities Continued

Week 3:

Who Would You Admit?

Writing Your College Admissions Essay

Practice Application

Week 4:

Types of Financial Aid

Financial Aid Offer Letters

Post-RDS

After You Apply

# Technology Preparations

The success of your event could hinge on your technology readiness. Here are a list of preparations:

- Provide your IT staff with the Technology Guidelines. These are available on [CFNC.org/C2C](https://cfnc.org/C2C) in the “Schools” section.
- Ensure your IT staff reviews the list of whitelisted websites.
- Work with technology support staff to ensure that firewalls or other access restrictions will not prevent students from accessing online applications the day of the event.

# C2C Application Resources

## Application Resources

Countdown To College Application Checklist

Ask Me About It (door poster for educators)

CFNC Professional Center FAQ (for educators)

Electronic High School Transcript FAQ

I Applied! Now What?

Linked Application Information (colleges not using the CFNC application)

College Application Resources



### I GRADUATED FROM

### ASK ME ABOUT IT!



## NC COUNTDOWN TO COLLEGE

## COLLEGE ADMISSION CHECKLIST



CFNC.org

### A Step-by-Step Guide to Applying to College

#### 1 GET STARTED

- Create/Update Your CFNC Profile.**  
Your My Profile information will automatically populate the corresponding fields on your applications. Your CFNC login will be the same for NC Residency also!
- Explore Colleges and Universities.**  
Go to the College Search section to filter schools based on criteria that's important to you and your goals.
- Save Your Favorite Schools.**  
Keep your favorite schools in one place for easy access when researching and applying.
- Get Your FSA ID.**  
Your Federal Student Aid (FSA) ID allows you to sign your FAFSA and federal education loan promissory notes.

#### 2 PREPARE A PLAN

- Keep Track of Application Deadlines.**  
Make sure you have a list of deadlines so you don't miss any important dates
- Explore Colleges and Identify Application Fees.**  
If an application fee is required, you may still qualify to get a fee waiver. Check with your school counselor!
- Complete a Practice Application.**  
Fill out the CFNC practice application to help you identify and prepare for the information you may need.
- Prepare Essays and Personal Statements.**  
Have your essays and personal statements ready so they can be easily uploaded or copy-pasted to your application. Make sure to check for word counts or other requirements.
- Carefully Read the Introduction.**  
Take your time and read the application introduction carefully. Each school has different requirements and instructions.

#### 3 GO APPLY

- Complete Your NC Residency (RDS).**  
Your residency status determines your eligibility for state grants and in-state tuition. Visit [www.ncresidency.org](http://www.ncresidency.org).
- Submit Your FAFSA.**  
The Free Application for Federal Student Aid is used to determine your eligibility for federal aid & state grants. Complete your FAFSA as soon after Oct. 1 as possible!
- Submit Your College Applications.**  
Start your applications on CFNC.org to take advantage of waived fees at participating NC schools during College Application Week!
- Send Your High School Transcripts.**  
Be sure to send your HS transcripts to colleges that you are submitting applications. CFNC allows you to send your transcript from NC high schools to NC colleges.

# C2C Information in Spanish

- <https://www.cfnc.org/apply-to-college/nc-countdown-to-college/informacion-en-espanol/>
- FAFSA
- Solicitudes
- Información Para Padres
- Residencia



# GEAR UP

- Background information
- Virtual Reality App
- Virtual Reality Goggles – Order Link & QR Code
  - <https://bit.ly/GUVRGoggles>
- Contact us
  - Estefane Santiago-Lopez, Program Specialist
    - [esantiagolopez@northcarolina.edu](mailto:esantiagolopez@northcarolina.edu)

<https://gearupnc.org/>



**NC** COUNTDOWN  
TO COLLEGE



**GEAR UP**  
NORTH CAROLINA

# Questions & Next Steps

- Next we'll break up in to small-mid sized groups and work through some activities for this year's C2C.
- It might look and feel different, based on your student's needs.
- You are also welcome to talk about things you've done in the past that worked or didn't work.
- Take this time to plan!
- We'll gather back in about 30 minutes and share-back with the group.

# Some things to consider...

- What are some annual events or activities that have gone well in the past?
- Is there an area of the steps to enrollment that needs additional support?
- Who may be “left out” or need additional support?
- Are there possibilities for collaboration or partnership?
- Are there ways to include students in the planning, execution, or marketing of events?
- Are there any activities planned to reach younger students?

# Thank you!



**NC** COUNTDOWN  
TO COLLEGE